

It's Moving Day!



Excluders
Squirrel Packs
Multiple Catch Traps

One Year
FACTORY WARRANTY

Mfg Animal
Equipment Since
1925
www.tomahawk.com

PROUDLY
MADE IN THE USA

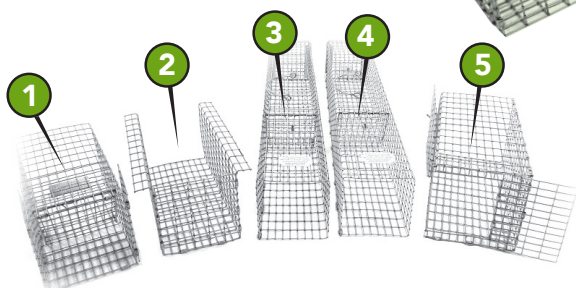
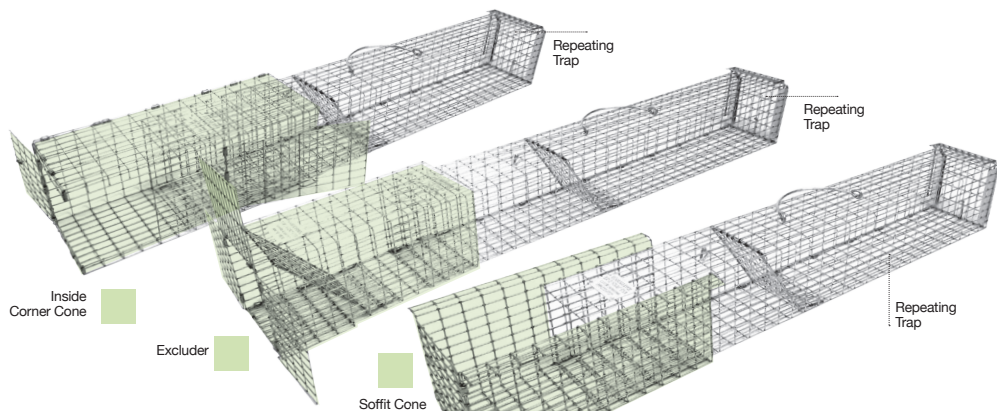
DEPENDABLE. TOUGH. TOMAHAWK.



Tomahawk Live Trap llc.

Tomahawk Squirrel Packs

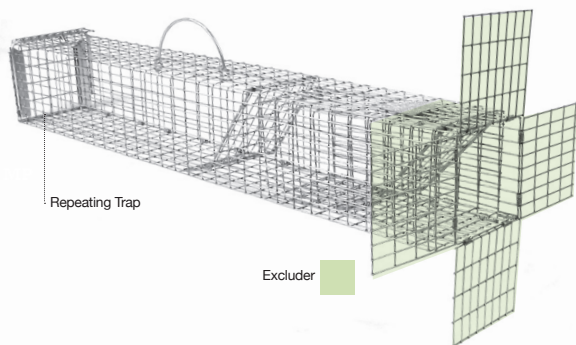
Squirrel Removal Systems



1. Excluder 2. Soffit Cone 3. Repeating Trap
4. Repeating Trap 5. Inside Corner Cone

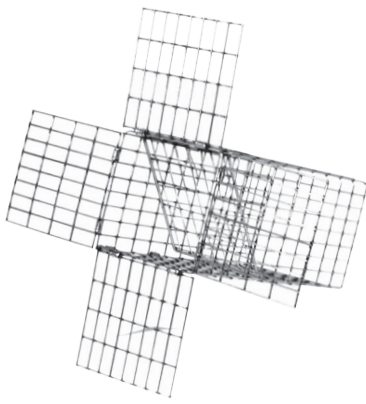
Deluxe Squirrel Pack:

Includes one excluder, one soffit cone, one inside corner cone, and two repeating traps. This versatile multiple catch system allows you to trap or exclude the entire infestation from den openings located virtually anywhere, including vertical surfaces, inside corners, or overhanging structures. Make short work of any squirrel job with this incredible system.



Squirrel Pack:

Includes one excluder and two repeating traps. Attach the excluder over an entry/exit point with the mounting wings. Slide one of the repeating traps over the excluder and hook into place. After an animal is trapped simply remove the repeating trap and replace it with the second trap until all animals are removed.

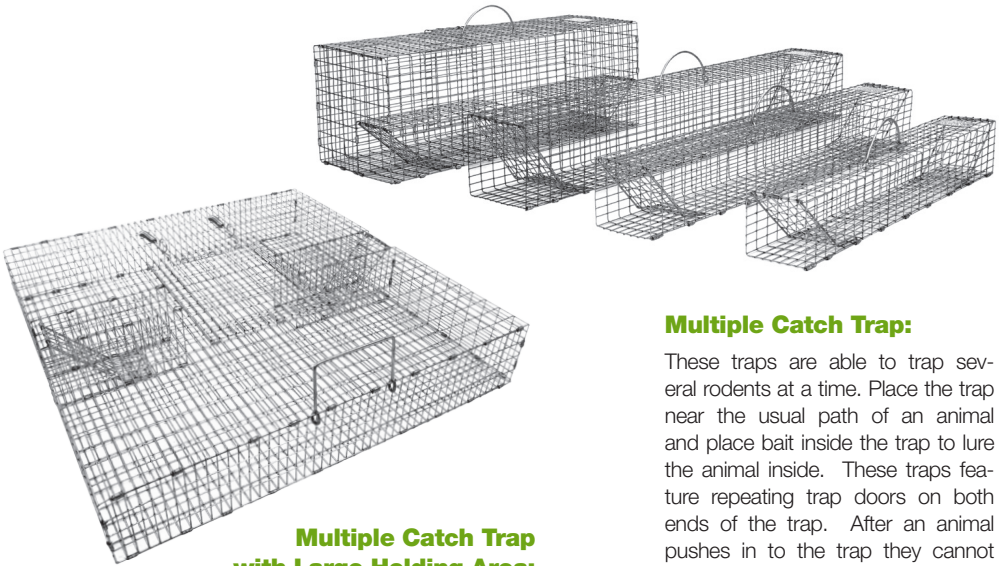
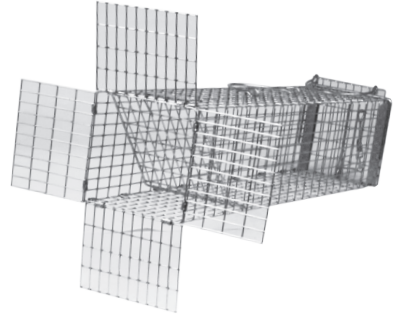


Excluders / One way doors:

Excluders are used on entry/exit points but do not trap animals. They utilize a one way door which allows animals to exit but prevents them from entering. Tack the excluder up over the entry point by using screws, nails or heavy duty staples on the four attached wings. If the entry point is on an overhang use a soffit cone to dock the excluder. If the entry point is on an inside corner use an inside corner cone to dock the excluder. After all animals have exited the structure remove the excluder and repair/seal the entry point.

Excluders with Easy Release Door:

Excluder traps operate as excluders but also feature an easy release door which traps the animal. Tack the excluder up over the entry point by using screws, nails or heavy duty staples on the four attached wings. If the entry point is on an overhang use a soffit cone to dock the excluder. If the entry point is on an inside corner use an inside corner cone to dock the excluder. After all animals have been trapped remove the excluder trap and repair/seal the entry point.



Multiple Catch Trap with Large Holding Area:

These traps have all of the same functionality as a standard multiple catch trap but are built with large holding areas for catching large numbers of rodents. Place the trap near the usual path of an animal and place bait inside the trap to lure the animal inside. These traps feature repeating trap doors on both ends of the trap. After an animal pushes in to the trap they cannot push the door open from the inside.

Multiple Catch Trap:

These traps are able to trap several rodents at a time. Place the trap near the usual path of an animal and place bait inside the trap to lure the animal inside. These traps feature repeating trap doors on both ends of the trap. After an animal pushes in to the trap they cannot push the door open from the inside.

Repeating Door

Operating Instructions:

Excluders, Squirrel Packs and Multiple Catch Traps all utilize one-way repeating doors:

Repeating doors do not require any setting. They work by allowing the animal to push the door open in one direction but not in the other direction.

Multiple catch traps: When using multiple catch traps place bait inside the trap and animals will push their way in through the doors to feed. Make sure the bait is far enough from the trap door so the animal can completely enter the trap. After they have entered the trap completely the door will drop behind them, trapping them inside.

Excluders / One way doors: Excluders are used on entry/exit points. Tack the excluder up over the entry point by using screws, nails or heavy duty staples on the four attached wings. If the entry point is on an overhang use a soffit cone to dock the excluder. If the entry point is on an inside corner use an inside corner cone to dock the excluder. After all animals have exited the structure remove the excluder and repair/seal the entry point.

Excluder Traps with Easy Release Door: Excluder traps operate as excluders but also trap the animal. Tack the excluder up over the entry point by using screws, nails or heavy duty staples on the four attached wings. If the entry point is on an overhang use a soffit cone to dock the excluder. If the entry point is on an inside corner use an inside corner cone to dock the excluder. After all animals have been trapped remove the excluder trap and repair/seal the entry point.

Squirrel Packs: These trap packs operate by using both of the options above. Squirrel packs come with both excluders and multiple catch traps. You can use the squirrel packs and deluxe squirrel packs to either exclude animals from a structure or trap them. To trap animals use the multiple catch traps. Attach them to a soffit cone, corner cone or excluder over the entry point on a structure or use them as a stand-alone trap. To exclude animals attach the excluder directly over the entry point. If the entry point is on an inside corner use the corner cone with an excluder. If the entry point is on the bottom of an overhang use the soffit cone to attach the excluder.





Tomahawk Live Trap^{llc.}

We at Tomahawk Live Trap, would like to sincerely thank you for your purchase.

Everyone on our team works very hard to provide products that are safe, effective, and reliable. We take pride in our workmanship and we want you to have a positive experience with our products and service. Please feel free to contact us with feedback regarding your new Tomahawk product or your experience with our customer service. We strive to improve, and your feedback is greatly appreciated and critical to help our team better serve you.

Sincerely,

Greg Smith



Mission statement: We aspire to exceed our customer's expectations by providing them with the highest quality humane animal control products available. We deliver our products as timely as possible, usually shipping same day. And our friendly, knowledgeable, professional staff will help inspire, educate and problem-solve for our customers so they can effectively use our products.

IMPORTANT, PLEASE READ!

DAMAGED MERCHANDISE

Immediately upon arrival, check your merchandise for any damage that may have occurred during shipping. Even if the box appears to be in perfect condition, open the box and inspect the merchandise for damage. Remember, the longer you wait to check your merchandise, the more difficult it becomes to file a claim with the shipper.

What to do if Your Merchandise is Damaged:

Ground Shipments: If your merchandise was shipped to you by a ground carrier such as FEDEX or UPS, please contact our Customer Service Office immediately at 715-356-4600. We will contact the shipper, report the damage, and file a claim. A representative may come out to your home or business to inspect the damaged item and original packaging.

Freight Line: If your merchandise was shipped to you by a Freight Line, sign for the merchandise as damaged. If you sign for the merchandise and do not inspect it until after the driver leaves, it will be too late to do anything regarding the damage. The Freight company will argue the damage occurred after the driver delivered the product. It is almost impossible to collect any damages if the shipment is signed for free and clear. So always inspect the shipment, and if there is damage, list the damage on the receipt the driver will give you to sign. It is also important that you contact our Customer Service Office at 715-356-4600 and report the damage.

RETURNS/EXCHANGE POLICY

All unused items may be returned for a full refund or credit within 30 days. If you plan to return or exchange a product please call us at 800-272-8727 or email us at trapem@livetrap.com to schedule a return. For your convenience we can provide a return label or schedule a UPS pickup. When using a return label, drop off your package at a UPS location. If the product needs to be picked up there will be a convenience fee charge of \$15.00. All shipping charges and return shipping costs are non-refundable and will be deducted from the refund or credit. Used items are not returnable.

DELIVERIES THAT ARE REFUSED

Customers that refuse delivery of the merchandise will have the merchandise credited back to their account, minus the shipping cost of the merchandise, and a 20% handling and restocking charge.

MANUFACTURER'S PROCESSING ERROR

Customer satisfaction is our top priority at Tomahawk Live Trap. If there is an issue with your order please contact us immediately at 715-356-4600. We will be glad to assist you and resolve any issues to the best of our ability. Please have your invoice ready so we can better serve you as quickly as possible. We must be contacted within 30 days of receiving your order.

LATE PAYMENTS

All open accounts are billed Net 30 from the date the merchandise was shipped and invoiced. If payment is not received within 30 days, interest of 1½% per month will be applied to the balance, which is an annual percentage rate of 18%. All accounts must be paid in full, including interest, to maintain established credit.

Thanks again for your order. We are confident that you will be extremely pleased with the great value and quality of your new Tomahawk Live Trap. If you have any questions, please contact Customer Service at 715-356-4600.



Tomahawk Live Trap llc.

PO Box 155, Hazelhurst, WI 54531

Web: livetrap.com

Fax: 715-356-4611

Email: trapem@livetrap.com

Like Us On

